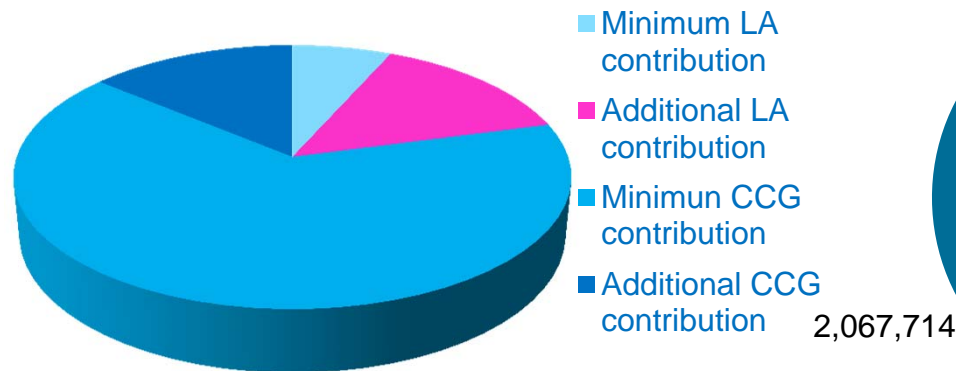


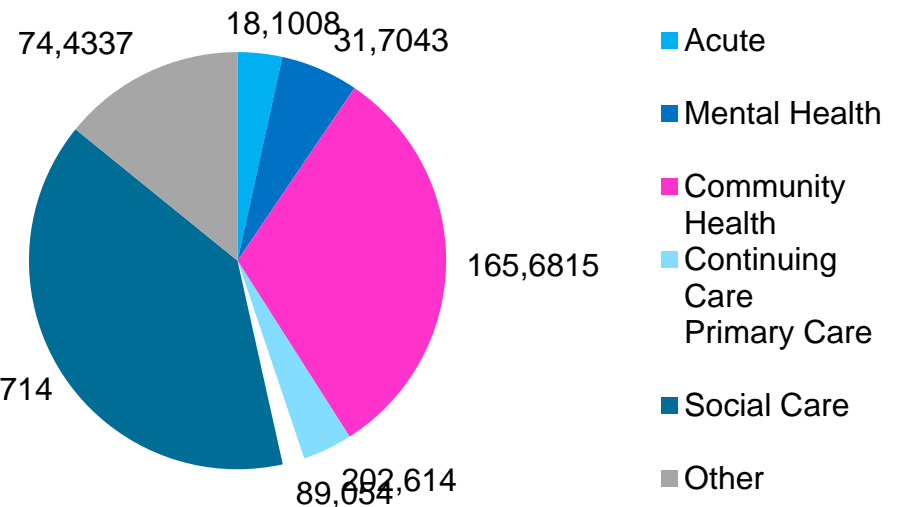
The Better Care Fund

- The **overall size** of the fund is **£5.3bn**
- This exceeds the minimum contribution by **£1.5bn**
- **CCG funding** accounted for **79%** of this contribution, and exceeded the minimum aggregate CCG contribution by **£0.74bn**
- **Local Authority funding** accounted for **21%** of this contribution, and exceeded the minimum aggregate CCG contribution by **£0.75bn**
- **All HWBs** met the minimum CCG contribution

How the £5.3bn BCF pool is funded



How the £5.3bn BCF fund is being spent (£,000s)

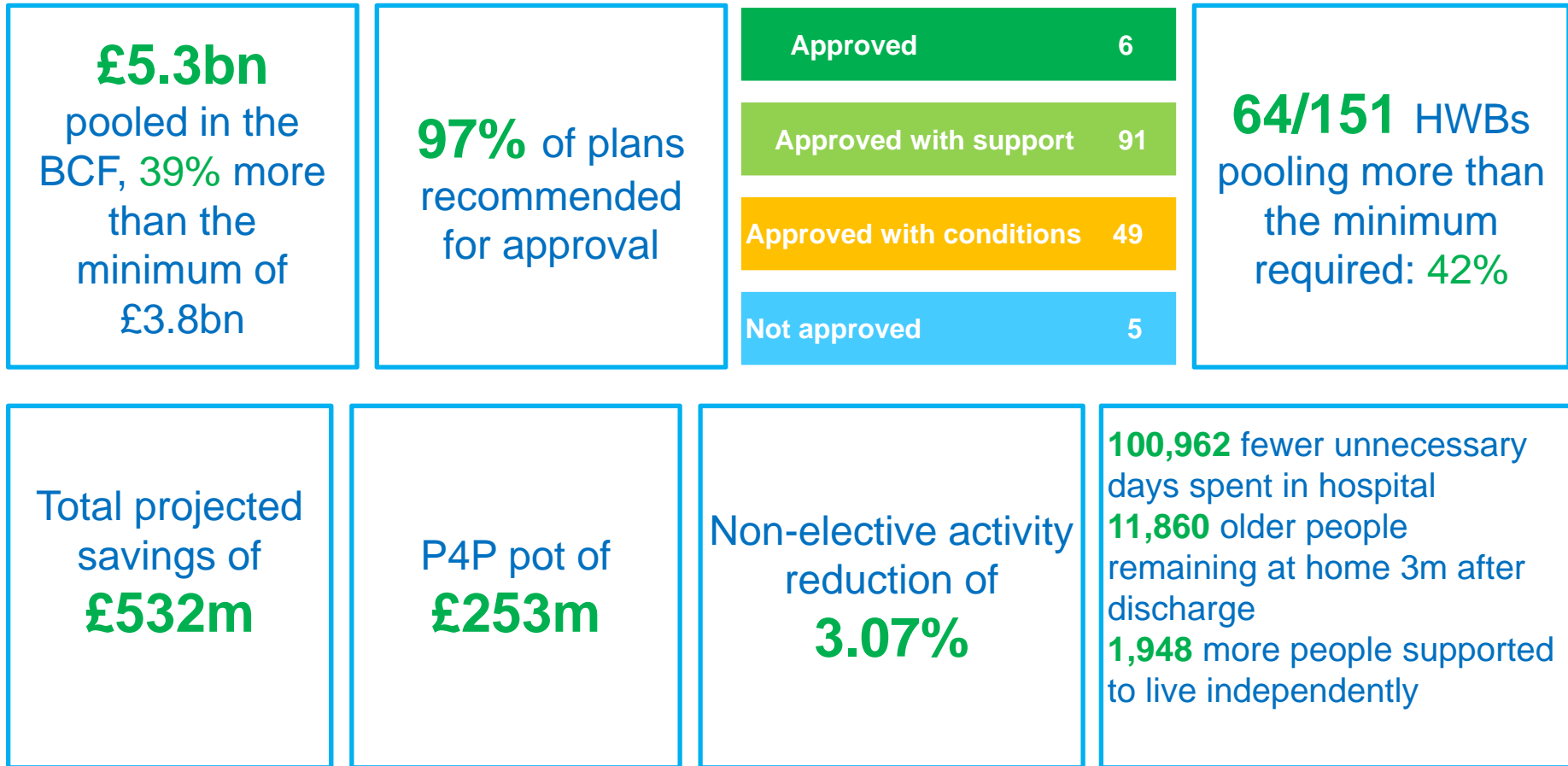


The Better Care Fund

- **97** BCF plans (64%) are ‘**approved**’ or ‘**approved with support**’. These areas have been handed over to NHS England to provide any ongoing support and oversight.
- **54** areas will continue to receive support from the BCF Taskforce to improve their plan in order to move to an approved status – these are the areas that are either ‘**approved subject to conditions**’ or ‘**not approved**’.
- The BCF Taskforce is commissioning both **plan improvement support** to help areas move to an approved category, and will also be commissioning **delivery implementation support** to be available at regional level to accelerate the delivery of better care.



The Better Care Fund



Better Care Fund – Assessing Risk to Delivery

- A priority for the operational planning process for 2015/16 will be to **align BCF plans** with wider CCG activity plans.
- Through this process the ambition for reduction of non-elective admissions in BCF plans can be reviewed if necessary.
- This must be done in partnership with Councils and HWBs.
- If the plan is adjusted the first quarterly performance payment (in May 2015) will still be based on the September BCF plan trajectory.