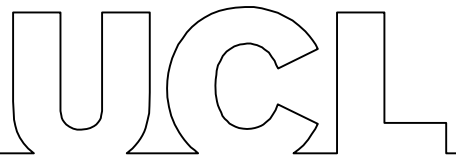


UCL INSTITUTE OF CARDIOVASCULAR SCIENCE

NATIONAL INSTITUTE FOR CARDIOVASCULAR OUTCOMES
RESEARCH (NICOR)



Complex Device Implant Centres 2000-2010 **North West and North East England**

A D Cunningham
National Institute for Cardiovascular Outcomes Research

July 2012

NICOR

National Institute for Cardiovascular Outcomes Research



Complex Device Implant Centres 2000-2010

North West and North East England

A D Cunningham
National Institute for Cardiovascular Outcomes Research

July 2012

Definition

Complex devices include:

1. Implantable cardioverter defibrillators (ICD)
2. Cardiac resynchronisation therapy devices (CRT), including
 - a. CRT with high energy shock capability (CRT-D)
 - b. CRT without high energy shock capability (CRT-P)

All implants (new + replacement).

Coverage

All English implanting centres.

All implants in each centre irrespective of patient nationality.

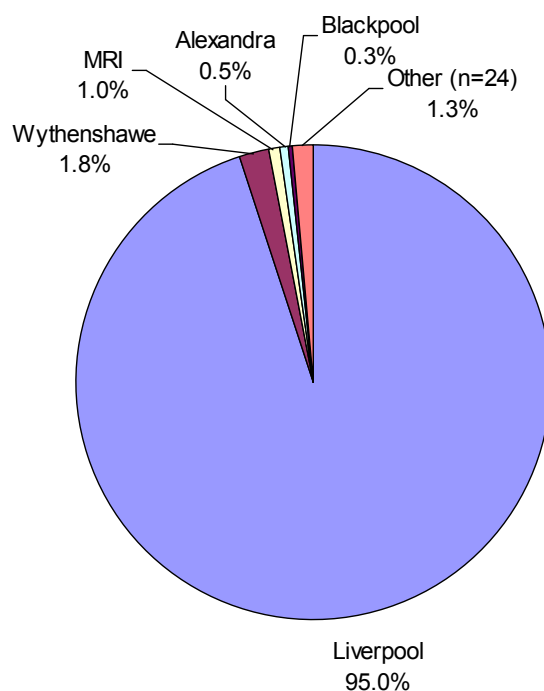
National Trends

Centres (England) by Year				
Year	Implanting Centres	10-19 implants	20-49 implants	50 or more implants
2000	58	12	12	9
2001	70	9	17	13
2002	77	6	13	21
2003	83	7	16	21
2004	92	9	12	26
2005	95	11	7	33
2006	101	10	11	37
2007	99	12	17	35
2008	107	11	20	45
2009	115	9	28	43
2010	114	6	23	55

Centres by Cardiac Network

Cheshire and Merseyside

All implants 2000-2010



Category of all implant centres for this network for each year
(based on total implants by the centre for each year in all patients)

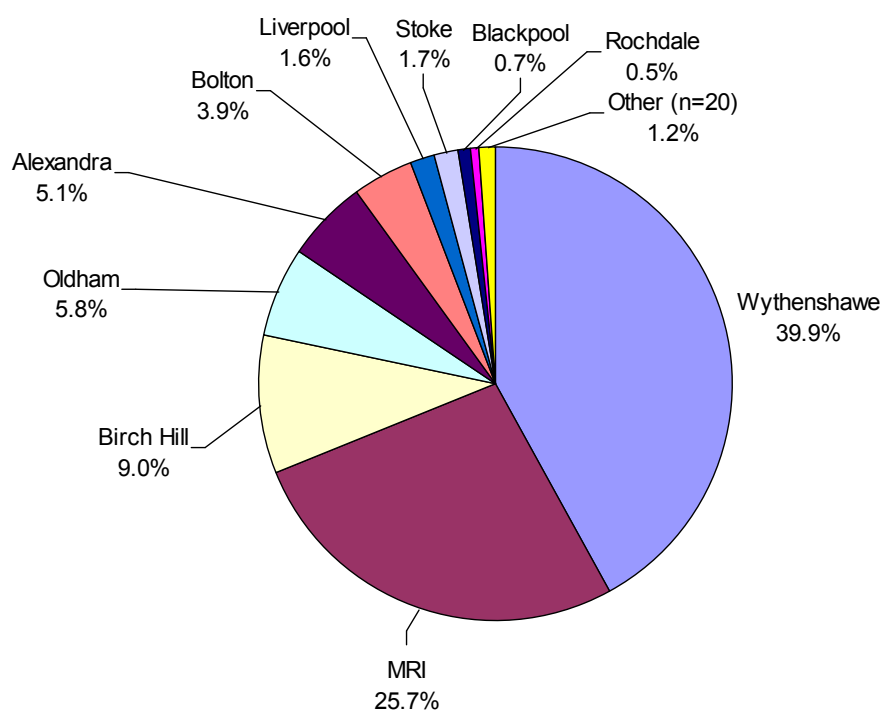
Year	Centre	CENTRE NAME	Category	Implants in this network
2000	BHL	Liverpool Heart and Chest Hospital	50 and over	57
2000	WYT	Wythenshawe Hospital	20-49	3
2000	AHM	The Alexandra Hospital	less than 10	2
2000	ACH	Alder Hey Hospital	less than 10	1
2001	BHL	Liverpool Heart and Chest Hospital	50 and over	95
2001	WYT	Wythenshawe Hospital	20-49	4
2001	SIC	South Infirmary Hospital	20-49	1
2002	BHL	Liverpool Heart and Chest Hospital	50 and over	109
2002	AHM	The Alexandra Hospital	20-49	3
2002	WYT	Wythenshawe Hospital	50 and over	1
2002	MRI	Manchester Royal Infirmary	50 and over	1
2003	BHL	Liverpool Heart and Chest Hospital	50 and over	144
2003	WYT	Wythenshawe Hospital	50 and over	4

2003	AHM	The Alexandra Hospital	10-19	3
2003	FRE	Freeman Hospital	50 and over	1
2003	UCL	University College Hospital	50 and over	1
2003	VIC	Victoria Hospital	50 and over	1
2004	BHL	Liverpool Heart and Chest Hospital	50 and over	183
2004	WYT	Wythenshawe Hospital	50 and over	5
2004	MRI	Manchester Royal Infirmary	50 and over	4
2004	UCL	University College Hospital	50 and over	1
2004	STO	City General Hospital Stoke	20-49	1
2004	DGE	Eastbourne DGH	20-49	1
2004	GOS	The Hospital for Sick Children	10-19	1
2004	ach	Alder Hey Hospital	less than 10	1
2004	STH	St Thomas Hospital	50 and over	1
2004	KCH	King's College Hospital	50 and over	1
2005	BHL	Liverpool Heart and Chest Hospital	50 and over	217
2005	WYT	Wythenshawe Hospital	50 and over	7
2005	MRI	Manchester Royal Infirmary	50 and over	5
2005	AHM	The Alexandra Hospital	50 and over	4
2005	UCL	University College Hospital	50 and over	3
2005	LBH	London Bridge Hospital	50 and over	2
2005	HHW	Wellington Hospital North	50 and over	1
2005	VIC	Victoria Hospital	50 and over	1
2005	NHB	Royal Brompton Hospital	50 and over	1
2006	BHL	Liverpool Heart and Chest Hospital	50 and over	259
2006	WYT	Wythenshawe Hospital	50 and over	4
2006	MRI	Manchester Royal Infirmary	50 and over	2
2006	AHM	The Alexandra Hospital	20-49	2
2006	BHD	Beaumont Hospital	50 and over	1
2006	RUS	Russells Hall Hospital	20-49	1
2006	STO	City General Hospital Stoke	20-49	1
2006	HSC	Harley Street Clinic	50 and over	1
2007	BHL	Liverpool Heart and Chest Hospital	50 and over	277
2007	WYT	Wythenshawe Hospital	50 and over	8
2007	MRI	Manchester Royal Infirmary	50 and over	4
2007	DGE	Eastbourne DGH	20-49	1
2007	RLU	Royal Liverpool University Hospital	less than 10	1
2007	GEO	St George's Hospital	50 and over	1
2007	AHM	The Alexandra Hospital	20-49	1
2007	ACH	Alder Hey Hospital	less than 10	1
2007	LGI	Leeds General Infirmary	50 and over	1
2008	BHL	Liverpool Heart and Chest Hospital	50 and over	359
2008	WYT	Wythenshawe Hospital	50 and over	6
2008	MRI	Manchester Royal Infirmary	50 and over	4
2008	VIC	Victoria Hospital	50 and over	2

2008	GRL	Glenfield Hospital	50 and over	1
2008	AHM	The Alexandra Hospital	20-49	1
2008	STO	City General Hospital Stoke	50 and over	1
2009	BHL	Liverpool Heart and Chest Hospital	50 and over	498
2009	WYT	Wythenshawe Hospital	50 and over	11
2009	MRI	Manchester Royal Infirmary	50 and over	7
2009	UCL	University College Hospital	50 and over	3
2009	VIC	Victoria Hospital	50 and over	3
2009	HH	Harefield Hospital	50 and over	1
2009	NHB	Royal Brompton Hospital	50 and over	1
2009	BOL	Bolton Royal Infirmary	20-49	1
2009	BHD	Beaumont Hospital	20-49	1
2010	BHL	Liverpool Heart and Chest Hospital	50 and over	516
2010	WYT	Wythenshawe Hospital	50 and over	5
2010	VIC	Victoria Hospital	50 and over	3
2010	MRI	Manchester Royal Infirmary	50 and over	2
2010	ACH	Alder Hey Hospital	less than 10	1
2010	RAD	John Radcliffe Hospital	50 and over	1
2010	STH	St Thomas Hospital	50 and over	1
2010	WDG	Warrington District General Hospital	less than 10	1
2010	WHI	Whiston Hospital	less than 10	1

Greater Manchester

All implants 2000-2010



Category of implant centres for this network for each year
(based on total implants by the centre for each year in all patients)

Year	Centre	CENTRE NAME	Category	Implants in this network
2000	WYT	Wythenshawe Hospital	20-49	14
2000	MRI	Manchester Royal Infirmary	10-19	7
2000	AHM	The Alexandra Hospital	less than 10	2
2000	BHL	Liverpool Heart and Chest Hospital	50 and over	1
2000	BOL	Bolton Royal Infirmary	less than 10	1
2000	GEO	St George's Hospital	50 and over	1
2000	MAC	Macclesfield District General Hospital	less than 10	1
2000	OHM	Royal Oldham Hospital	less than 10	1
2000	STO	City General Hospital Stoke	10-19	1
2000	UCL	University College Hospital	10-19	1
2000	ACH	Alder Hey Hospital	less than 10	1
2001	MRI	Manchester Royal Infirmary	20-49	33
2001	WYT	Wythenshawe Hospital	20-49	22
2001	OHM	Royal Oldham Hospital	less than 10	4
2001	AHM	The Alexandra Hospital	less than 10	4
2001	GEO	St George's Hospital	50 and over	2
2001	BOL	Bolton Royal Infirmary	less than 10	1

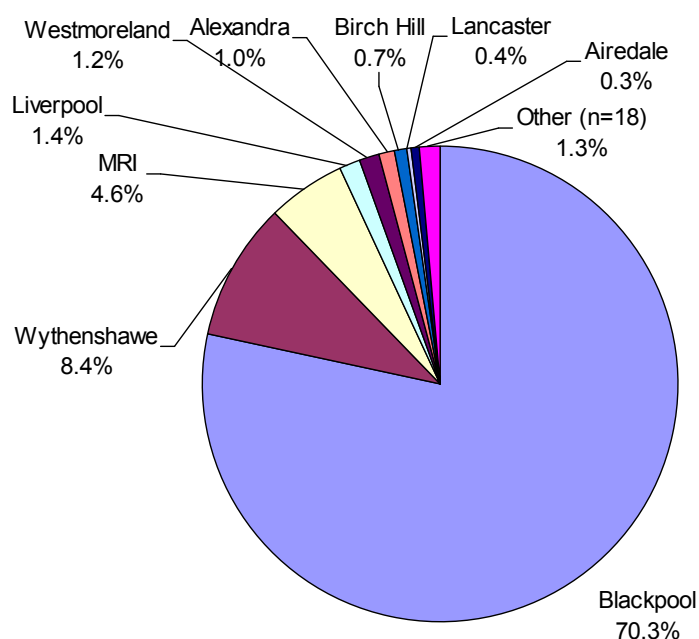
2001	BHL	Liverpool Heart and Chest Hospital	50 and over	1
2001	STO	City General Hospital Stoke	20-49	1
2002	WYT	Wythenshawe Hospital	50 and over	73
2002	MRI	Manchester Royal Infirmary	50 and over	38
2002	AHM	The Alexandra Hospital	20-49	13
2002	OHM	Royal Oldham Hospital	10-19	13
2002	BHL	Liverpool Heart and Chest Hospital	50 and over	7
2002	BOL	Bolton Royal Infirmary	less than 10	3
2002	ROC	Rochdale Infirmary	less than 10	2
2002	BAL	Barts and the London	50 and over	1
2002	STO	City General Hospital Stoke	20-49	1
2002	LEI	Leigh Infirmary	less than 10	1
2003	WYT	Wythenshawe Hospital	50 and over	95
2003	MRI	Manchester Royal Infirmary	20-49	24
2003	OHM	Royal Oldham Hospital	10-19	15
2003	AHM	The Alexandra Hospital	10-19	10
2003	BOL	Bolton Royal Infirmary	less than 10	3
2003	BRY	Bury General Hospital	less than 10	2
2003	ROC	Rochdale Infirmary	less than 10	2
2003	AEI	Royal Albert Edward Infirmary	less than 10	1
2003	GRL	Glenfield Hospital	50 and over	1
2003	ach	Alder Hey Hospital	less than 10	1
2003	PAP	Papworth Hospital	50 and over	1
2003	BHL	Liverpool Heart and Chest Hospital	50 and over	1
2004	WYT	Wythenshawe Hospital	50 and over	195
2004	MRI	Manchester Royal Infirmary	50 and over	61
2004	AHM	The Alexandra Hospital	20-49	16
2004	OHM	Royal Oldham Hospital	10-19	11
2004	BHL	Liverpool Heart and Chest Hospital	50 and over	3
2004	BOL	Bolton Royal Infirmary	less than 10	2
2004	ROC	Rochdale Infirmary	less than 10	2
2004	SEH	Southend Hospital	less than 10	1
2004	NHB	Royal Brompton Hospital	50 and over	1
2004	UCL	University College Hospital	50 and over	1
2005	WYT	Wythenshawe Hospital	50 and over	194
2005	MRI	Manchester Royal Infirmary	50 and over	112
2005	AHM	The Alexandra Hospital	50 and over	43
2005	OHM	Royal Oldham Hospital	20-49	20
2005	BOL	Bolton Royal Infirmary	less than 10	5
2005	ROC	Rochdale Infirmary	less than 10	5
2005	BHL	Liverpool Heart and Chest Hospital	50 and over	4
2005	UCL	University College Hospital	50 and over	2
2005	TGA	Tameside General Hospital	less than 10	1
2005	VIC	Victoria Hospital	50 and over	1

2006	WYT	Wythenshawe Hospital	50 and over	120
2006	MRI	Manchester Royal Infirmary	50 and over	114
2006	BHH	Birch Hill Hospital	20-49	31
2006	OHM	Royal Oldham Hospital	20-49	30
2006	AHM	The Alexandra Hospital	20-49	13
2006	BHL	Liverpool Heart and Chest Hospital	50 and over	5
2006	BOL	Bolton Royal Infirmary	less than 10	5
2006	ROC	Rochdale Infirmary	less than 10	5
2006	VIC	Victoria Hospital	50 and over	3
2006	NHB	Royal Brompton Hospital	50 and over	1
2006	STO	City General Hospital Stoke	20-49	1
2006	UCL	University College Hospital	50 and over	1
2006	ach	Alder Hey Hospital	less than 10	1
2007	MRI	Manchester Royal Infirmary	50 and over	157
2007	WYT	Wythenshawe Hospital	50 and over	144
2007	BHH	Birch Hill Hospital	50 and over	52
2007	BOL	Bolton Royal Infirmary	20-49	29
2007	OHM	Royal Oldham Hospital	20-49	24
2007	AHM	The Alexandra Hospital	20-49	18
2007	BHL	Liverpool Heart and Chest Hospital	50 and over	5
2007	STO	City General Hospital Stoke	50 and over	2
2007	VIC	Victoria Hospital	50 and over	2
2008	WYT	Wythenshawe Hospital	50 and over	161
2008	MRI	Manchester Royal Infirmary	50 and over	148
2008	BHH	Birch Hill Hospital	50 and over	104
2008	OHM	Royal Oldham Hospital	20-49	29
2008	BOL	Bolton Royal Infirmary	20-49	25
2008	AHM	The Alexandra Hospital	20-49	22
2008	STO	City General Hospital Stoke	50 and over	18
2008	VIC	Victoria Hospital	50 and over	3
2008	BHL	Liverpool Heart and Chest Hospital	50 and over	3
2008	UCL	University College Hospital	50 and over	2
2008	SIC	South Infirmary Hospital	50 and over	1
2008	LGI	Leeds General Infirmary	50 and over	1
2008	ach	Alder Hey Hospital	less than 10	1
2008	PAP	Papworth Hospital	50 and over	1
2009	WYT	Wythenshawe Hospital	50 and over	257
2009	MRI	Manchester Royal Infirmary	50 and over	159
2009	BHH	Birch Hill Hospital	50 and over	93
2009	OHM	Royal Oldham Hospital	20-49	35
2009	AHM	The Alexandra Hospital	20-49	20
2009	BOL	Bolton Royal Infirmary	20-49	18
2009	BHL	Liverpool Heart and Chest Hospital	50 and over	8
2009	STO	City General Hospital Stoke	50 and over	8
2009	VIC	Victoria Hospital	50 and over	5
2009	ach	Alder Hey Hospital	less than 10	2

2009	GOS	The Hospital for Sick Children	less than 10	1
2010	WYT	Wythenshawe Hospital	50 and over	236
2010	MRI	Manchester Royal Infirmary	50 and over	208
2010	BHH	Birch Hill Hospital	50 and over	90
2010	OHM	Royal Oldham Hospital	20-49	33
2010	BOL	Bolton Royal Infirmary	20-49	33
2010	AHM	The Alexandra Hospital	20-49	25
2010	STO	City General Hospital Stoke	50 and over	18
2010	BHL	Liverpool Heart and Chest Hospital	50 and over	15
2010	VIC	Victoria Hospital	50 and over	11
2010	NHB	Royal Brompton Hospital	50 and over	2
2010	BCH	Birmingham Childrens Hospital	less than 10	1
2010	ach	Alder Hey Hospital	less than 10	1
2010	PHB	Priory Hospital	20-49	1
2010	RFH	The Royal Free Hospital	20-49	1
2010	CHN	Nottingham City Hospital	50 and over	1

Lancashire and Cumbria

All implants 2000-2010



Category of implant centres for this network for each year
(based on total implants by the centre for each year in all patients)

Year	Centre	CENTRE NAME	Category	Implants in this network
2000	VIC	Victoria Hospital	20-49	23
2000	MRI	Manchester Royal Infirmary	10-19	4
2000	AHM	The Alexandra Hospital	less than 10	2
2000	BHL	Liverpool Heart and Chest Hospital	50 and over	1
2000	GEO	St George's Hospital	50 and over	1
2000	GRL	Glenfield Hospital	50 and over	1
2000	LGI	Leeds General Infirmary	50 and over	1
2000	PAP	Papworth Hospital	50 and over	1
2000	STO	City General Hospital Stoke	10-19	1
2000	ACH	Alder Hey Hospital	less than 10	1
2001	VIC	Victoria Hospital	20-49	38
2001	MRI	Manchester Royal Infirmary	20-49	7
2001	WYT	Wythenshawe Hospital	20-49	4
2001	GEO	St George's Hospital	50 and over	2
2001	AIR	Airedale General Hospital	less than 10	2
2001	AHM	The Alexandra Hospital	less than 10	2
2001	BHL	Liverpool Heart and Chest Hospital	50 and over	1

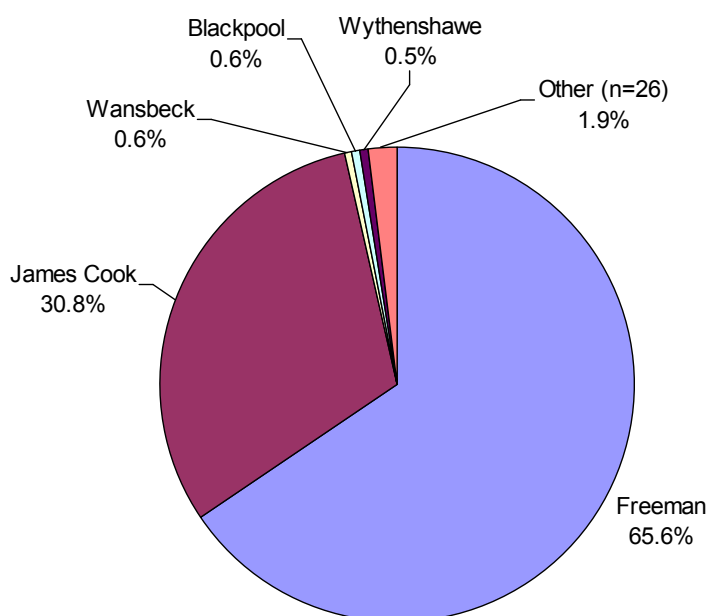
2001	LGI	Leeds General Infirmary	50 and over	1
2002	VIC	Victoria Hospital	50 and over	59
2002	MRI	Manchester Royal Infirmary	50 and over	6
2002	WYT	Wythenshawe Hospital	50 and over	6
2002	AHM	The Alexandra Hospital	20-49	5
2002	BHL	Liverpool Heart and Chest Hospital	50 and over	3
2002	LGI	Leeds General Infirmary	50 and over	2
2002	FRE	Freeman Hospital	50 and over	1
2003	VIC	Victoria Hospital	50 and over	87
2003	WYT	Wythenshawe Hospital	50 and over	8
2003	MRI	Manchester Royal Infirmary	20-49	7
2003	AHM	The Alexandra Hospital	10-19	4
2003	HHW	Wellington Hospital North	20-49	1
2003	RLI	Royal Lancaster Infirmary	less than 10	1
2003	AIR	Airedale General Hospital	10-19	1
2004	VIC	Victoria Hospital	50 and over	84
2004	WYT	Wythenshawe Hospital	50 and over	19
2004	MRI	Manchester Royal Infirmary	50 and over	11
2004	AHM	The Alexandra Hospital	20-49	3
2004	AIR	Airedale General Hospital	10-19	2
2004	UCL	University College Hospital	50 and over	2
2004	ROC	Rochdale Infirmary	less than 10	1
2004	CHH	Castle Hill Hospital	10-19	1
2004	BHL	Liverpool Heart and Chest Hospital	50 and over	1
2004	ach	Alder Hey Hospital	less than 10	1
2004	OHM	Royal Oldham Hospital	10-19	1
2005	VIC	Victoria Hospital	50 and over	103
2005	WYT	Wythenshawe Hospital	50 and over	28
2005	MRI	Manchester Royal Infirmary	50 and over	16
2005	RLI	Royal Lancaster Infirmary	less than 10	3
2005	BHL	Liverpool Heart and Chest Hospital	50 and over	2
2005	AHM	The Alexandra Hospital	50 and over	2
2005	HRI	Hull Royal Infirmary	50 and over	1
2005	LGI	Leeds General Infirmary	50 and over	1
2005	AIR	Airedale General Hospital	less than 10	1
2005	UCL	University College Hospital	50 and over	1
2005	ach	Alder Hey Hospital	less than 10	1
2006	VIC	Victoria Hospital	50 and over	107
2006	WYT	Wythenshawe Hospital	50 and over	17
2006	MRI	Manchester Royal Infirmary	50 and over	15
2006	RLI	Royal Lancaster Infirmary	less than 10	8
2006	BHL	Liverpool Heart and Chest Hospital	50 and over	5
2006	AHM	The Alexandra Hospital	20-49	5
2006	UCL	University College Hospital	50 and over	2

2006	WGK	Westmoreland General Hospital	less than 10	2
2006	BRD	Bradford Royal Infirmary	10-19	1
2006	FRE	Freeman Hospital	50 and over	1
2006	HH	Harefield Hospital	50 and over	1
2006	LGI	Leeds General Infirmary	50 and over	1
2007	VIC	Victoria Hospital	50 and over	157
2007	MRI	Manchester Royal Infirmary	50 and over	18
2007	WYT	Wythenshawe Hospital	50 and over	15
2007	BHH	Birch Hill Hospital	50 and over	7
2007	WGK	Westmoreland General Hospital	less than 10	6
2007	BHL	Liverpool Heart and Chest Hospital	50 and over	6
2007	RLI	Royal Lancaster Infirmary	less than 10	2
2007	UCL	University College Hospital	50 and over	2
2007	AHM	The Alexandra Hospital	20-49	2
2007	fre	Freeman Hospital	50 and over	1
2007	GRL	Glenfield Hospital	50 and over	1
2008	VIC	Victoria Hospital	50 and over	163
2008	WYT	Wythenshawe Hospital	50 and over	14
2008	MRI	Manchester Royal Infirmary	50 and over	11
2008	WGK	Westmoreland General Hospital	10-19	10
2008	BHL	Liverpool Heart and Chest Hospital	50 and over	6
2008	BHH	Birch Hill Hospital	50 and over	5
2008	AHM	The Alexandra Hospital	20-49	3
2008	GRL	Glenfield Hospital	50 and over	1
2008	LGI	Leeds General Infirmary	50 and over	1
2008	NHB	Royal Brompton Hospital	50 and over	1
2009	VIC	Victoria Hospital	50 and over	194
2009	WYT	Wythenshawe Hospital	50 and over	20
2009	MRI	Manchester Royal Infirmary	50 and over	12
2009	BHL	Liverpool Heart and Chest Hospital	50 and over	11
2009	WGK	Westmoreland General Hospital	10-19	11
2009	BHH	Birch Hill Hospital	50 and over	5
2009	AHM	The Alexandra Hospital	20-49	4
2009	LGI	Leeds General Infirmary	50 and over	3
2009	AIR	Airedale General Hospital	10-19	2
2009	UCL	University College Hospital	50 and over	2
2009	ach	Alder Hey Hospital	less than 10	1
2009	SPH	St Peter's Hospital	10-19	1
2010	VIC	Victoria Hospital	50 and over	154
2010	WYT	Wythenshawe Hospital	50 and over	40
2010	MRI	Manchester Royal Infirmary	50 and over	19
2010	WGK	Westmoreland General Hospital	10-19	13
2010	BHL	Liverpool Heart and Chest Hospital	50 and over	9
2010	BHH	Birch Hill Hospital	50 and over	8
2010	AIR	Airedale General Hospital	20-49	3

2010	LGI	Leeds General Infirmary	50 and over	3
2010	AHM	The Alexandra Hospital	20-49	2
2010	UCL	University College Hospital	50 and over	1
2010	NHB	Royal Brompton Hospital	50 and over	1
2010	GEO	St George's Hospital	50 and over	1
2010	HH	Harefield Hospital	50 and over	1

North of England

All implants 2000-2010



Category of implant centres for this network for each year
(based on total implants by the centre for each year *in all patients*)

Year	Centre	CENTRE NAME	Category	Implants in this network
2000	FRE	Freeman Hospital	20-49	44
2000	SCM	South Cleveland Hospital	20-49	22
2000	ERI	Edinburgh Royal Infirmary	20-49	1
2000	ash	Wansbeck General Hospital	less than 10	1
2001	fre	Freeman Hospital	50 and over	77
2001	SCM	South Cleveland Hospital	20-49	30
2001	HH	Harefield Hospital	50 and over	1
2001	WYT	Wythenshawe Hospital	20-49	1
2002	fre	Freeman Hospital	50 and over	121
2002	SCM	South Cleveland Hospital	50 and over	50
2002	BHL	Liverpool Heart and Chest Hospital	50 and over	2
2002	STH	St Thomas Hospital	50 and over	1
2002	GEO	St George's Hospital	50 and over	1
2003	fre	Freeman Hospital	50 and over	112
2003	SCM	South Cleveland Hospital	50 and over	61

2003	STH	St Thomas Hospital	50 and over	1
2003	UCL	University College Hospital	50 and over	1
2003	UHW	University Hospital of Wales	50 and over	1
2003	BHL	Liverpool Heart and Chest Hospital	50 and over	1
2004	fre	Freeman Hospital	50 and over	135
2004	SCM	South Cleveland Hospital	50 and over	67
2004	ash	Wansbeck General Hospital	less than 10	3
2004	VIC	Victoria Hospital	50 and over	2
2004	WYT	Wythenshawe Hospital	50 and over	2
2004	WCI	West Cumberland Infirmary	less than 10	1
2004	NHB	Royal Brompton Hospital	50 and over	1
2004	HH	Harefield Hospital	50 and over	1
2004	UCL	University College Hospital	50 and over	1
2005	fre	Freeman Hospital	50 and over	181
2005	SCM	South Cleveland Hospital	50 and over	89
2005	WYT	Wythenshawe Hospital	50 and over	6
2005	ash	Wansbeck General Hospital	less than 10	3
2005	MDW	Medway Hospital	less than 10	2
2005	PAP	Papworth Hospital	50 and over	1
2005	PLY	Derriford Hospital	50 and over	1
2005	STH	St Thomas Hospital	50 and over	1
2006	fre	Freeman Hospital	50 and over	194
2006	SCM	South Cleveland Hospital	50 and over	108
2006	ash	Wansbeck General Hospital	less than 10	3
2006	GRI	Glasgow Royal Infirmary	50 and over	2
2006	UCL	University College Hospital	50 and over	1
2006	STH	St Thomas Hospital	50 and over	1
2006	WYT	Wythenshawe Hospital	50 and over	1
2007	fre	Freeman Hospital	50 and over	230
2007	SCM	South Cleveland Hospital	50 and over	129
2007	VIC	Victoria Hospital	50 and over	2
2007	ash	Wansbeck General Hospital	less than 10	2
2007	ERI	Edinburgh Royal Infirmary	50 and over	1
2007	NHB	Royal Brompton Hospital	50 and over	1
2007	UCL	University College Hospital	50 and over	1
2007	UHN	University Hospital Queens Medical Centre	20-49	1
2007	WYT	Wythenshawe Hospital	50 and over	1
2008	fre	Freeman Hospital	50 and over	287
2008	SCM	South Cleveland Hospital	50 and over	142
2008	UCL	University College Hospital	50 and over	4
2008	ash	Wansbeck General Hospital	less than 10	2
2008	VIC	Victoria Hospital	50 and over	1
2008	STD	SOUTH TYNESIDE DISTRICT HOSPITAL	less than 10	1
2008	LGI	Leeds General Infirmary	50 and over	1

2008	DAR	Darlington Memorial Hospital	less than 10	1
2008	RCH	Royal Cornwall Hospital	50 and over	1
2009	FRE	Freeman Hospital	50 and over	298
2009	SCM	South Cleveland Hospital	50 and over	121
2009	VIC	Victoria Hospital	50 and over	8
2009	WYT	Wythenshawe Hospital	50 and over	6
2009	ASH	Wansbeck General Hospital	less than 10	4
2009	WGK	Westmoreland General Hospital	10-19	4
2009	HH	Harefield Hospital	50 and over	2
2009	LGI	Leeds General Infirmary	50 and over	2
2009	NHB	Royal Brompton Hospital	50 and over	2
2009	GRL	Glenfield Hospital	50 and over	1
2009	STH	St Thomas Hospital	50 and over	1
2009	LBH	London Bridge Hospital	20-49	1
2010	FRE	Freeman Hospital	50 and over	397
2010	SCM	South Cleveland Hospital	50 and over	159
2010	VIC	Victoria Hospital	50 and over	6
2010	WGK	Westmoreland General Hospital	10-19	3
2010	ASH	Wansbeck General Hospital	less than 10	2
2010	LGI	Leeds General Infirmary	50 and over	1
2010	STM	St Marys Hospital	50 and over	1
2010	STH	St Thomas Hospital	50 and over	1
2010	MRI	Manchester Royal Infirmary	50 and over	1
2010	KGH	Kettering General Hospital	50 and over	1
2010	ERI	Edinburgh Royal Infirmary	50 and over	1
2010	WYT	Wythenshawe Hospital	50 and over	1
2010	QEG	Queen Elizabeth Hospital Gateshead	less than 10	1